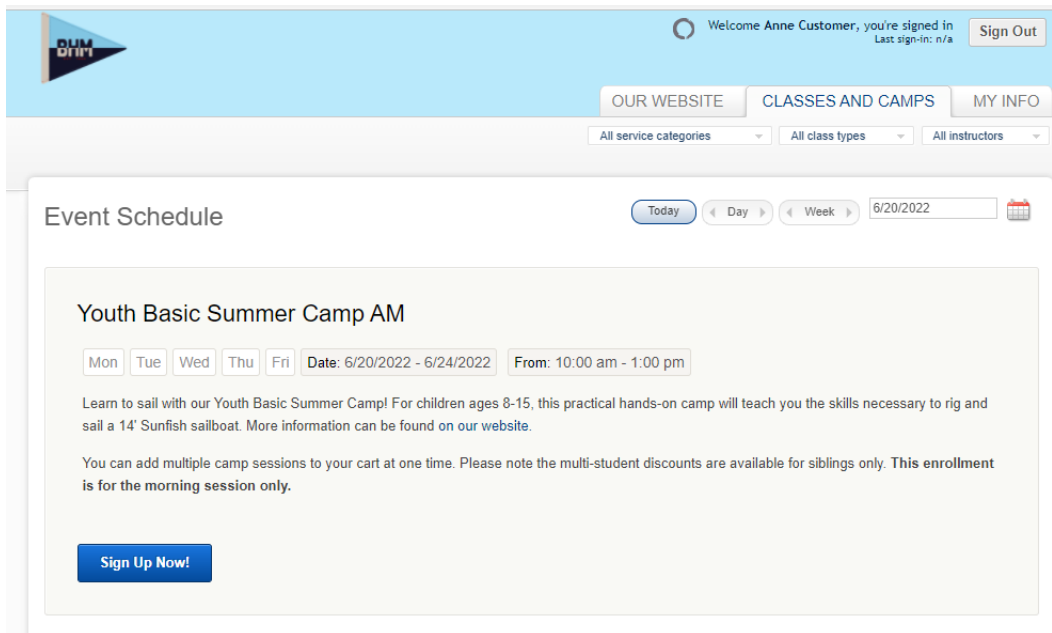


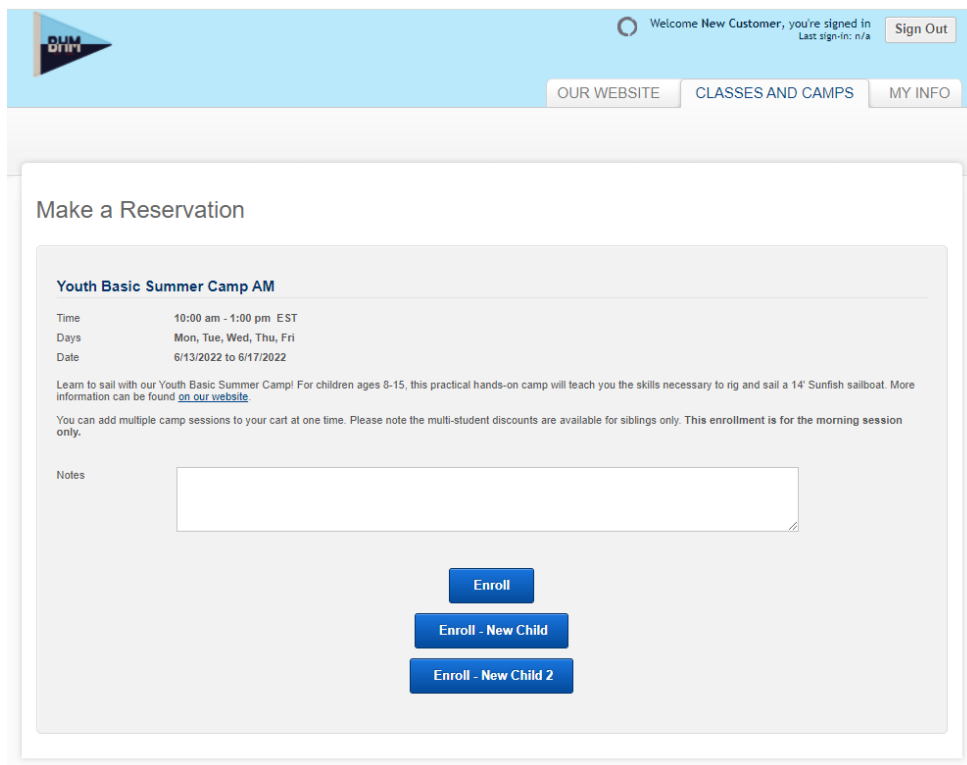
Registering for Adult Learn to Sail and Safe Powerboat

Log in to [Belle Haven Marina's MindBody page](#). Click on "Classes and Camps" in the upper right. Then choose the correct category of class from the drop-down menu called "All class types." You can also search by week by clicking the calendar icon on the righthand side of the page.



The screenshot shows the Belle Haven Marina website interface. At the top, there is a navigation bar with the logo on the left and a user greeting "Welcome Anne Customer, you're signed in" with a "Sign Out" button on the right. Below the navigation bar are three tabs: "OUR WEBSITE", "CLASSES AND CAMPS", and "MY INFO". Underneath the tabs are three dropdown menus: "All service categories", "All class types", and "All instructors". The main content area is titled "Event Schedule" and includes navigation buttons for "Today", "Day", "Week", and a date selector set to "6/20/2022". The featured event is "Youth Basic Summer Camp AM". Below the title are buttons for "Mon", "Tue", "Wed", "Thu", and "Fri", along with a date range "Date: 6/20/2022 - 6/24/2022" and a time range "From: 10:00 am - 1:00 pm". The description reads: "Learn to sail with our Youth Basic Summer Camp! For children ages 8-15, this practical hands-on camp will teach you the skills necessary to rig and sail a 14' Sunfish sailboat. More information can be found on our website." Below the description is a note: "You can add multiple camp sessions to your cart at one time. Please note the multi-student discounts are available for siblings only. This enrollment is for the morning session only." At the bottom of the event description is a blue button labeled "Sign Up Now!".

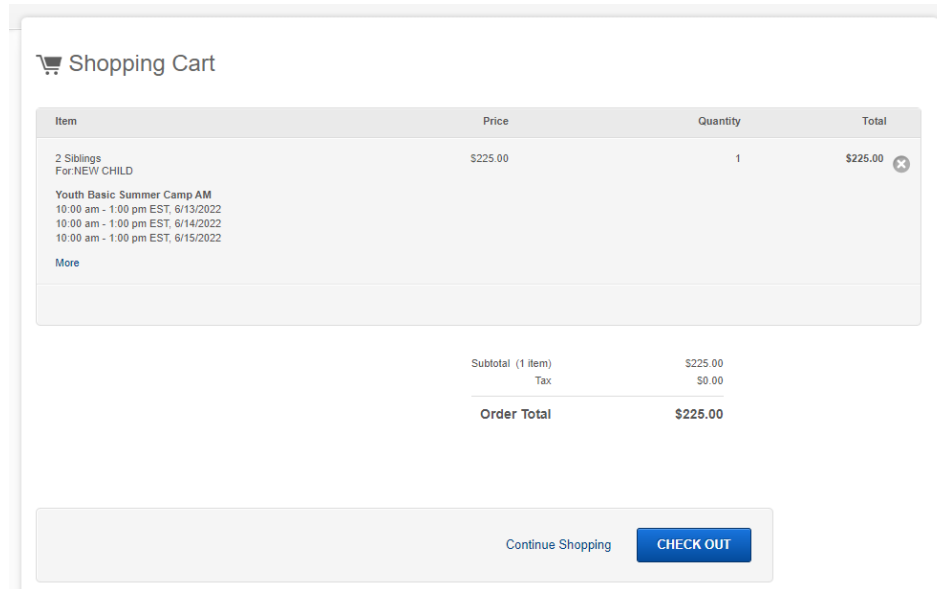
Once you've found the right session for your child(ren), click "Sign up Now!" at the bottom of that session's description. ***If you did not enter birthdates for you and any family members you are signing up, the system will not allow you to enroll – you will receive an error message.*** You can click on the "My Info" tab to go back and enter this information.



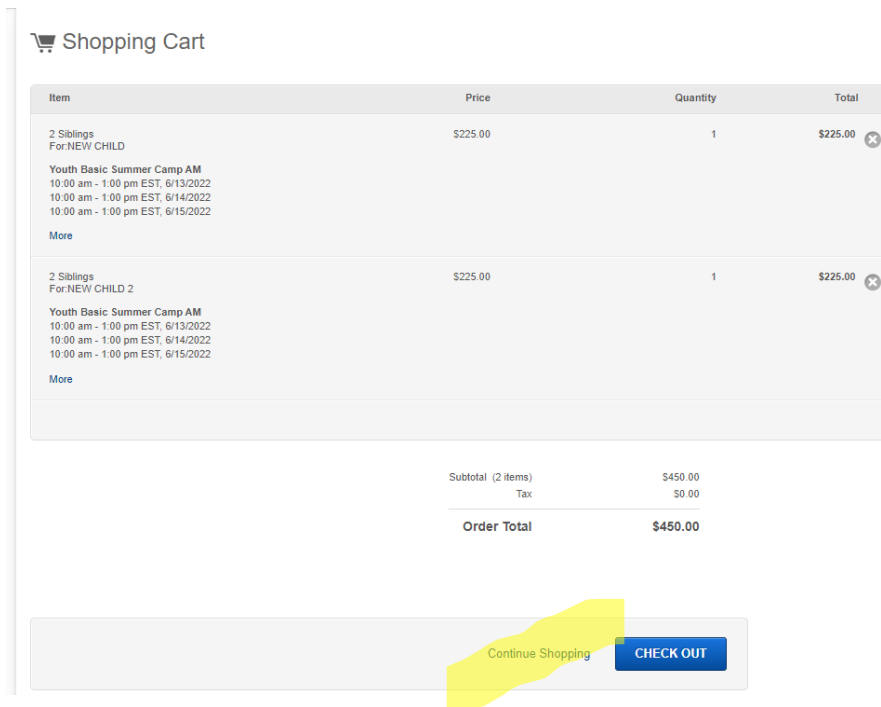
The screenshot shows the "Make a Reservation" page for the "Youth Basic Summer Camp AM". The page header is identical to the previous screenshot. The main content area is titled "Make a Reservation" and features the event title "Youth Basic Summer Camp AM". Below the title is a table with the following details: "Time: 10:00 am - 1:00 pm EST", "Days: Mon, Tue, Wed, Thu, Fri", and "Date: 6/13/2022 to 6/17/2022". The description is the same as in the previous screenshot. Below the description is a "Notes" section with a text input field. At the bottom of the reservation form are three blue buttons: "Enroll", "Enroll - New Child", and "Enroll - New Child 2".

Click on the person's name you'd like to enroll. This will add the lesson to your cart.

If you want to enroll more than one person in the same session, choose “Continue Shopping” to return to the classes/camps page. Repeat the process above to add additional family members. You can also add multiple sessions classes/weeks in the same cart.



Once you've added all the lesson sessions you'd like, click “Check Out” and complete your purchase.



You'll be prompted to enter your credit card information on the next page. Please also take note of our refund/cancellation/weather policies on the bottom of the check-out page. You will receive a confirmation email with important information as well as a link to our [Acknowledgement of Risk](#) form. This must be completed before the first day of camp. Parents can nest a child/children under their own form. You must sign a new form every calendar year.

To confirm/cancel your camp reservations, you'll need to log in to [Belle Haven Marina's MindBody](#) page again and click on “My Info” in the upper right and “My Schedule.”